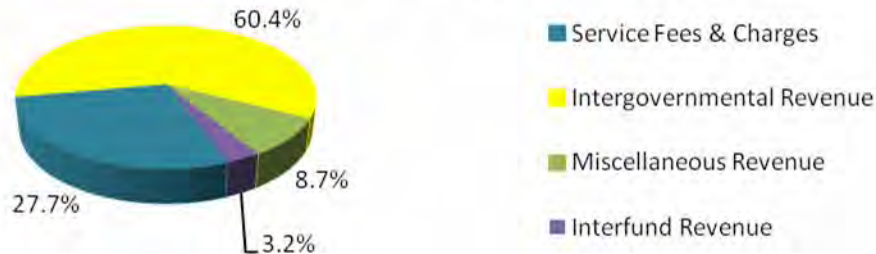


Non-General Fund Analysis

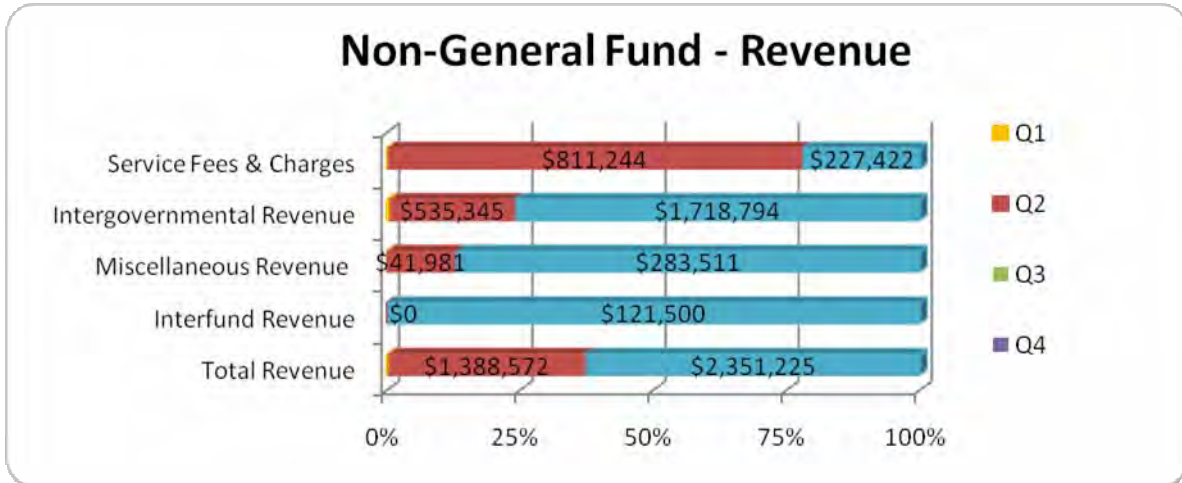
Agency Budgeted Revenues By Source



- The primary sources of revenues for the Emergency Management Fund (Fund 9029) are a combination of the proportionate share amounts received from participating entities (see list below), State and Local assistance (grants from Federal Share for Local Emergency Management efforts and through the Emergency Management Preparedness Grant (EMPG)), financial support from the Chemical Emergency Preparedness Advisory Council (CEPAC) and other fees for services. In the Warning Fund (Fund 9031), revenues are received from siren warning fees.

CITY/VILLAGE	
FRANKLIN COUNTY	\$138,140
BEXLEY	\$9,562
BRICE	\$55
CANAL WINCHESTER	\$4,687
COLUMBUS	\$437,905
DUBLIN	\$35,813
GAHANNA	\$22,122
GRANDVIEW HTS	\$4,771
GROVE CITY	\$20,838
GROVEPORT	\$4,022
HARRISBURG	\$172
HILLIARD	\$19,319
LOCKBOURNE	\$127
MARBLE CLIFF	\$696
MINERVA PARK	\$859
NEW ALBANY	\$8,556
OBETZ	\$2,933
REYNOLDSBURG	\$20,822
RIVERLEA	\$424
UPPER ARLINGTON	\$28,904
URBANCREST	\$468
VALLEYVIEW	\$311
WESTERVILLE	\$24,631
WHITEHALL	\$9,550
WORTHINGTON	\$11,079

Non-General Fund Analysis

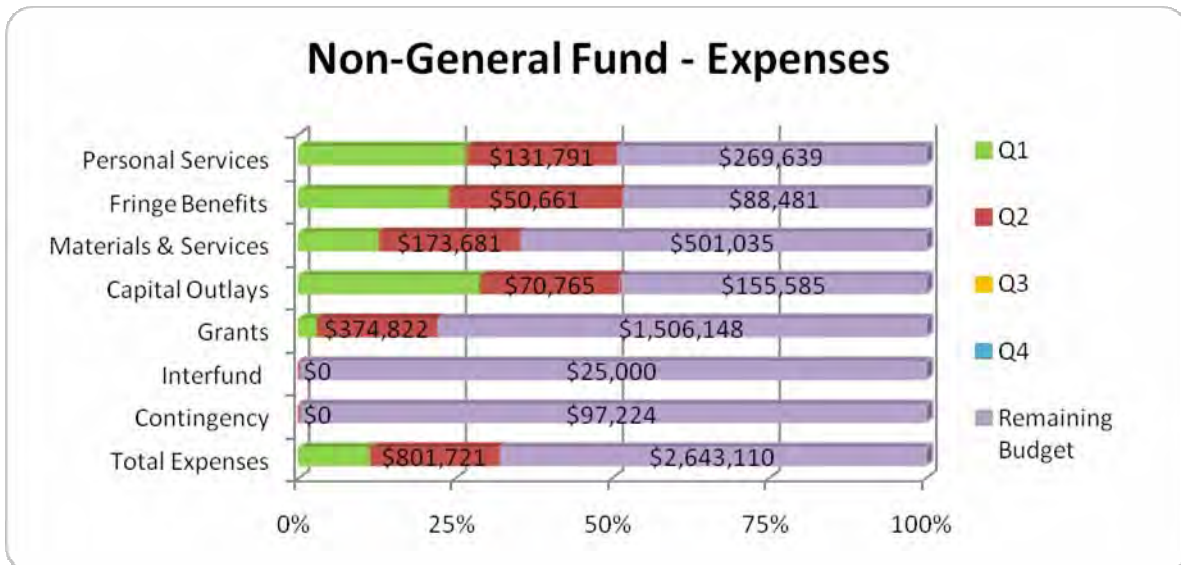
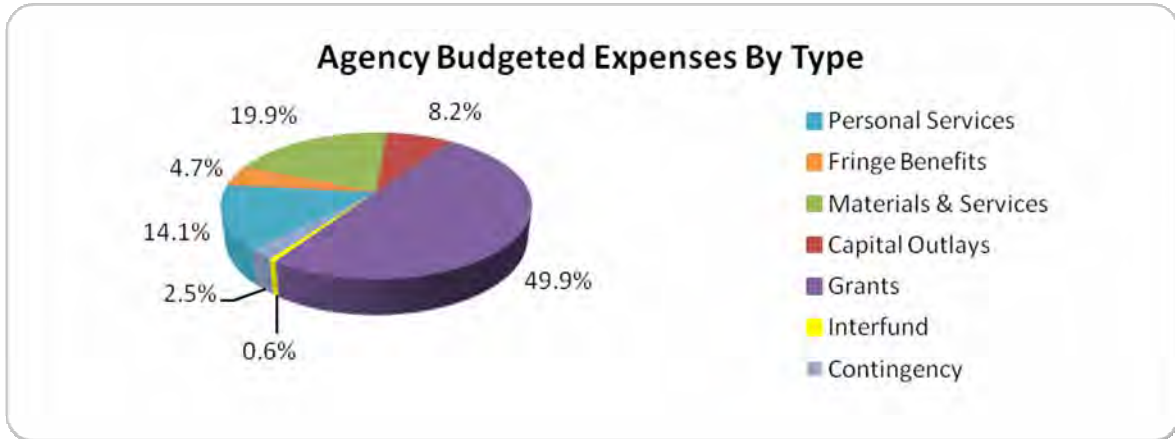


	1 st Quarter	2 nd Quarter	3 rd Quarter	4 th Quarter	YTD	Total*
Prior Year Actuals	\$403,108	\$915,253	\$176,690	\$568,470	\$1,318,361	\$2,063,521
Current Year Actuals	\$9,015	\$1,388,572			\$1,397,587	\$3,748,812

* Current year total represents revised budget.

- Second quarter revenues of \$1,388,572 represent 37.0% of the budgeted amount for the year. YTD revenues of \$1,397,587 represent 37.3% of the budgeted amount for the year.
- EMA's 2nd Quarter revenues are not reflective of actual billings due to the timing of invoices. In the Emergency Management Fund (Fund 9029), revenues flow into the agency for proportionate shares usually at the end of 1st Quarter and through the 2nd Quarter. Revenues will align with budget as EMA members submit payments for their proportionate share invoices.
- There are no significant one-time revenues in the current quarter.

Non-General Fund Analysis



	1 st Quarter	2 nd Quarter	3 rd Quarter	4 th Quarter	YTD	Total*
Prior Year Actuals	\$377,441	\$282,373	\$447,996	\$593,128	\$659,814	\$1,700,938
Current Year Actuals	\$435,273	\$801,721			\$1,236,994	\$3,880,104

* Current year total represents revised budget.

- Second quarter expenditures of \$801,721 represent 20.7% of the budgeted amount for the year. YTD expenditures of \$1,236,994 represent 31.9% of the budgeted amount for the year.
- All expenses are within the 50% estimate for YTD. The Interfund category includes the repayment of an interfund loan to the General Fund in the amount of \$25,000 that is scheduled to occur by the 4th Quarter. The Grants category will align with budget in the 3rd and 4th Quarter.
- There are no significant one-time expenditures in the current quarter.

Non-General Fund Analysis

Personal Services

<u>Quarter</u>	<u>Agency Budget</u>	<u>Actual Expenditures</u>	<u>% of Budget Expended</u>
1st Quarter	\$141,872	\$145,791	102.8%
2nd Quarter	\$121,605	\$131,791	108.4%
3rd Quarter	\$141,872		
4th Quarter	\$141,872		
Total	\$547,221	\$277,582	50.7%

* Agency Budget within non-general funds represents 27 pay periods.

- Personal Services expenditures are slightly higher than 50% through June 2009 as EMA approved raises that exceeded the 3.5% approved in the 2009 budget by the Commissioners.
- EMA hired an intern as of June 15, 2009. This position was not approved by the Commissioners.

Budget Corrective Items

Approved

- Resolution #0401-09 authorizes the acceptance of a FY 08 State Homeland Security Program Grant, totaling \$902,775.81.
- Resolution #0450-09 authorizes spending authority for the SHSP Grant in the amount in the amount of \$902,775.81. These funds were distributed to The City of Columbus for bomb squad equipment, planning, and other training projects, Jess Howard Electric for maintenance and Installation of all WPS4000 Outdoor Warning Sirens and to the Columbus Regional Airport Authority for the purpose of enhancing Franklin County First Responder's capabilities.

Pending

- No pending resolutions or requests.

Not Recommended

- No resolutions not approved.

Budget Recommendations

- Since the State Homeland Security Program Grant (SHSP) has been completely received, it is recommended that a reduction in the contingency and the revenue lines in the amount of \$97,224 be considered so that the Certificate of Estimated resources accurately reflect the receipt of the grant.