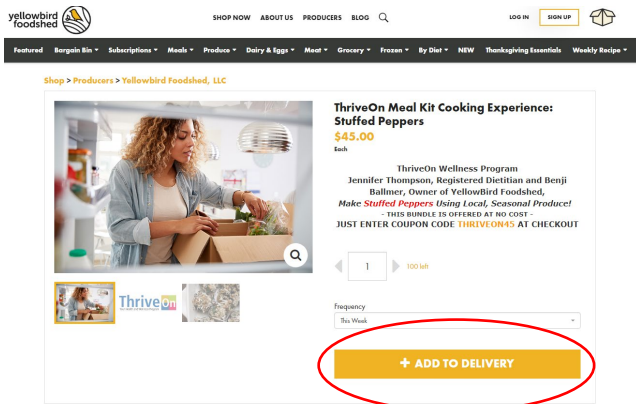
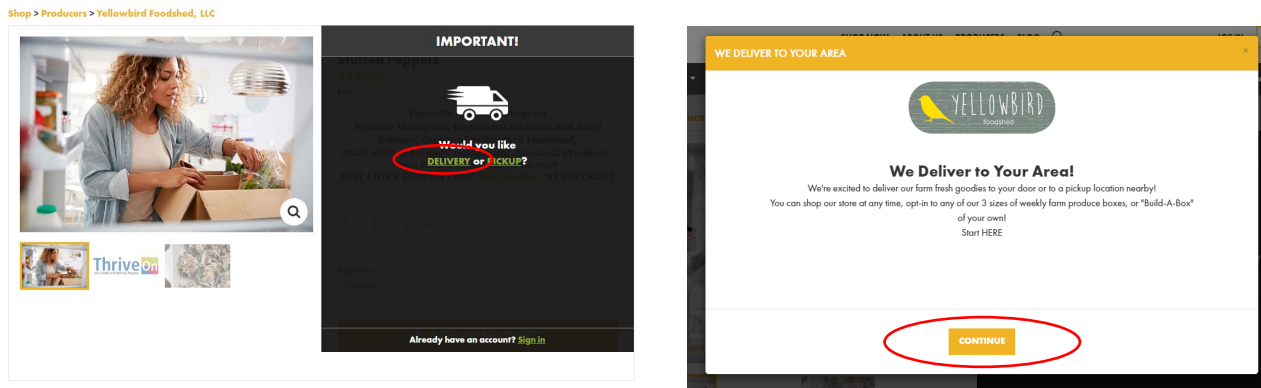


ThriveOn Meal Kit Cooking Experience – Registration Instructions

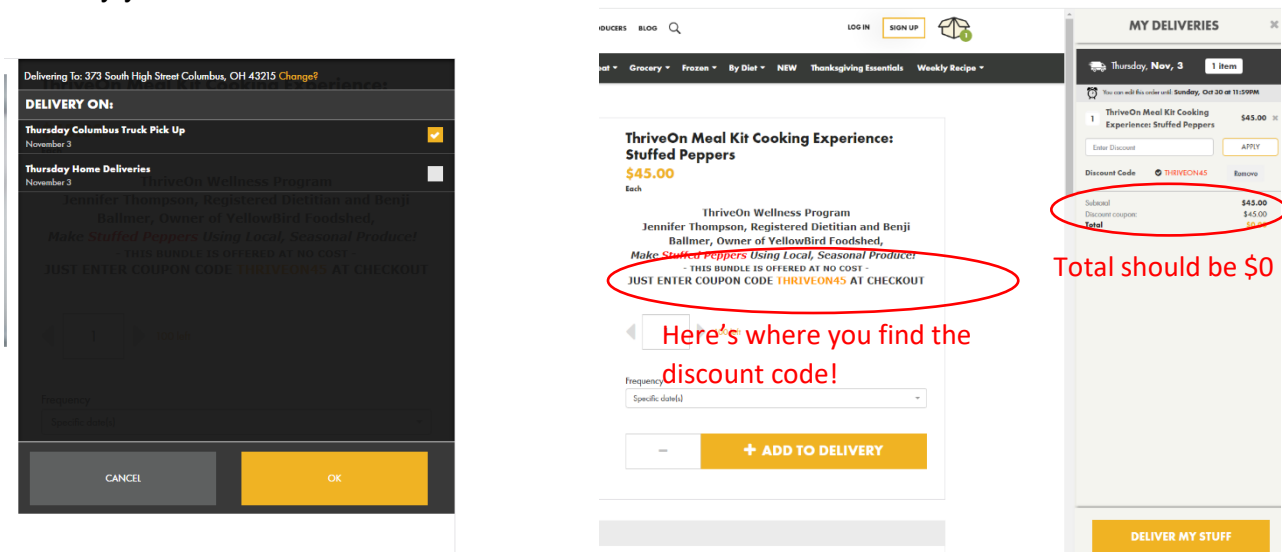
Step 1: Click the yellow ‘Add to Delivery’ button.



Step 2: Click ‘Delivery’ and enter your address. There is a specific delivery zone – if you are within the delivery zone a message will pop up confirming that they deliver to your area. If you are outside the deliver zone, you can choose to have your box mailed to your work location instead or do a community pickup.



Step 3: Select ‘Home Delivery’ from the options and click OK. You should now see the meal kit displaying in the deliveries section on the right side of your browser. Enter the discount code and click ‘APPLY’. If done correctly your total should be \$0.



Step 4: Enter your delivery address and click ‘continue’. Enter your personal information and create a password for future use, then click ‘continue’. Enter your credit card information and click ‘finish registration’.

Note: the system requires a credit card to be on file to process the order, however you will not be charged for the meal kit nor will you be signed up for future deliveries. Please double check on the right side of your browser that the discount code was entered and your total is displaying as \$0. Then click 'DELIVER MY STUFF'.

REGISTER TO GET STARTED

Delivery Details | Information | Finish Delivery

WELCOME! LET'S GET YOUR ADDRESS.

Do you want Community Pickup or Home Delivery?

Address *
373 South High Street

City * Columbus State * OH Zip/Postal code * 43215

Continue

MY DELIVERIES

Thursday, Nov, 3 | 1 Item

1 ThriveOn Meal Kit Cooking Experience: Stuffed Peppers \$45.00

Discount Code: **THRIVEON45** Remove

Subtotal: \$45.00
Discount coupon: \$45.00
Total: \$0.00

DELIVER MY STUFF

Step 5: After completing the registration you should still see the meal kit displaying in the 'My Deliveries' section on the right side of the screen with a 'View Order' button at the bottom. To confirm everything processed correctly click 'My Account' in the top right, and then select 'Upcoming Deliveries' from the menu on the left. Find the date of the demo that you registered for, and you should see that the delivery is scheduled.

MY ACCOUNT

UPCOMING DELIVERIES

Delivery Date	Items	Qty	Order#	Cut-off	Totals	More Options
Thursday October 13, 2022	No Delivery Scheduled			Sunday October 9, 2022 11:59:59 PM	Subtotal: \$0.00 Total for this Order: \$0.00	
Thursday October 13, 2022	No Delivery Scheduled			Sunday October 9, 2022 11:59:59 PM	Subtotal: \$0.00 Total for this Order: \$0.00	
Thursday October 20, 2022	No Delivery Scheduled			Sunday October 16, 2022 11:59:59 PM	Subtotal: \$0.00 Total for this Order: \$0.00	Add Products
Thursday October 20, 2022	No Delivery Scheduled			Sunday October 16, 2022 11:59:59 PM	Subtotal: \$0.00 Total for this Order: \$0.00	Add Products
Thursday October 27, 2022	No Delivery Scheduled			Sunday October 23, 2022 11:59:59 PM	Subtotal: \$0.00 Total for this Order: \$0.00	Add Products
Thursday October 27, 2022	No Delivery Scheduled			Sunday October 23, 2022 11:59:59 PM	Subtotal: \$0.00 Total for this Order: \$0.00	Add Products
Thursday November 3, 2022	ThriveOn Meal Kit Cooking Experience: Stuffed Peppers	1	220608	Sunday October 30, 2022 11:59:59 PM	Subtotal: \$45.00 Discount coupon: \$45.00 Total for this Order: \$0.00	Skip Delivery
Thursday November 3, 2022	No Delivery Scheduled			Sunday October 30, 2022 11:59:59 PM	Subtotal: \$0.00 Total for this Order: \$0.00	Add Products

Step 6: Don't forget to register for the webinar! You will receive an email the week of deliveries with more information, including your delivery date. The cooking demo will be prerecorded and will be shared with you in a separate link.